

Gilead Economic Impact Analysis



Analysis for San Mateo County

\$8.6 Billion in Total Economic Impact in 2020




5,937 jobs

supported in San Mateo County via direct, indirect, and induced employment



\$1.0 billion

of annual expenditures through wages, suppliers and vendors, and capital projects



\$5.9 billion

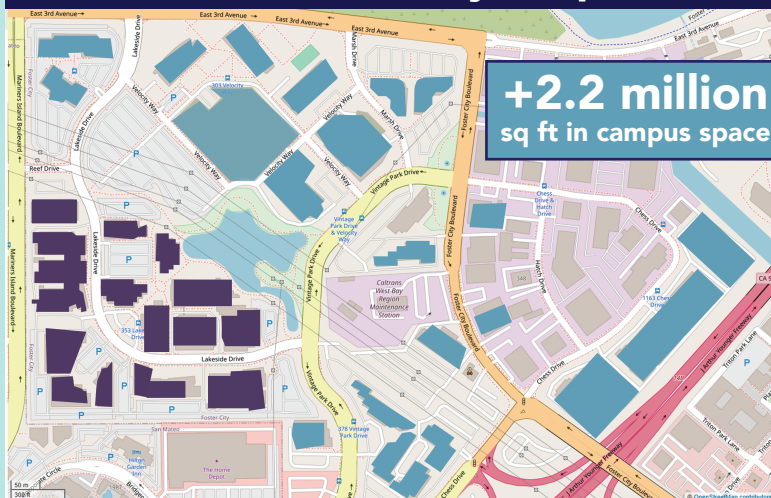
in gross regional product contribution in 2020



#2

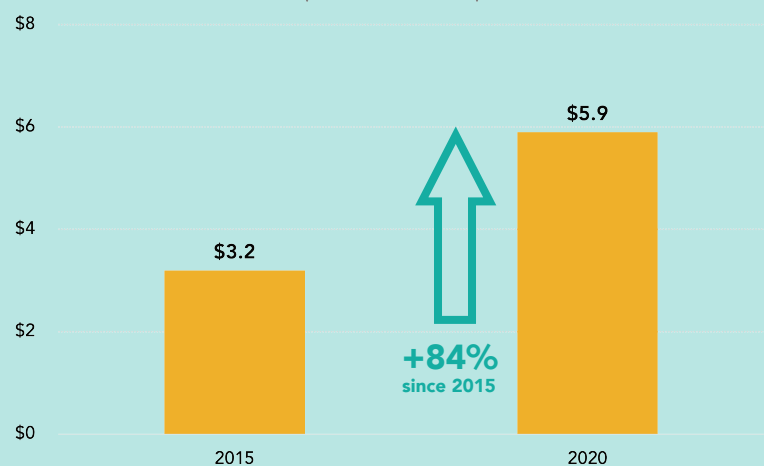
largest biotech employer in San Mateo County*

Gilead's Foster City Campus



Annual Gross Regional Product in San Mateo County from the Gilead Headquarters Campus

(2021 dollars in billions)




During the Master Plan Expansion:



+545

Jobs supported in San Mateo County

The 2020 figure represents 4.4% of gross regional product across all industries and 21.4% of gross regional product for the Life Sciences industry in San Mateo County**




\$349 million

in total spending nationally with small, diverse, and black-owned businesses in 2021



\$75 million

donated to 100+ nonprofit organizations in the Bay Area from 2018-2021, making Gilead the 2nd largest* corporate philanthropist in the county



Awards

America's Most Responsible Companies (Newsweek, 2022)

The Best Employers for Diversity (Forbes, 2021)

2021 Facility of the Year Award (ISPE, 2021)

99.98:100
salary ratio for women-to-men as of 2021

100%

purchased carbon free renewable electricity in 2021

Sources: *San Francisco Business Times; **U.S. Bureau of Economic Analysis (BEA); Gilead's 2021 Year in Review