

# Gilead Economic Impact Analysis



Analysis for Nine-County Bay Area

## \$22.1 Billion in Total Economic Impact in 2020




**14,750 jobs**

supported in the Bay Area via direct, indirect, and induced employment



**\$2.1 billion**

of annual expenditures through wages, suppliers and vendors, and capital projects



**\$14.2 billion**

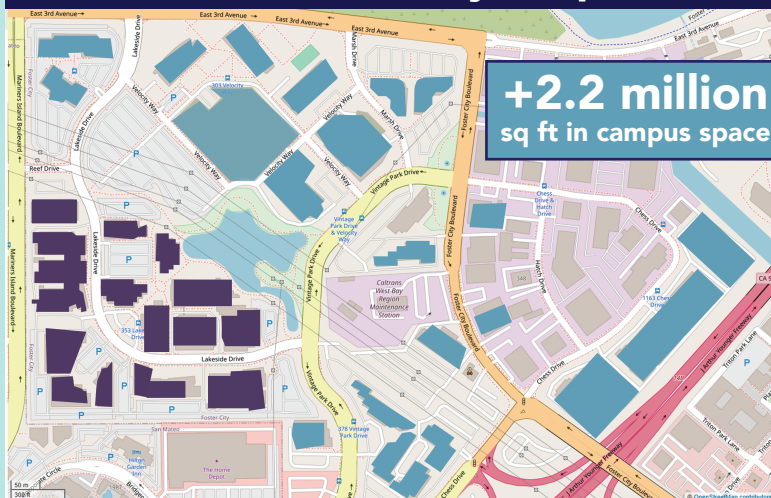
in gross regional product contribution in 2020



**#2**

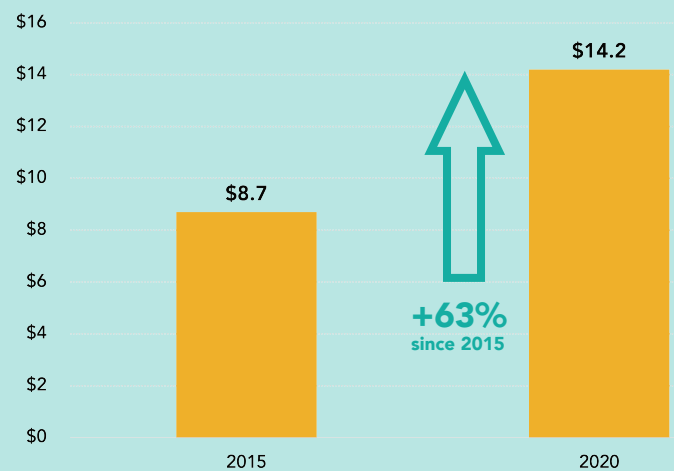
largest biotech employer in the Bay Area\*

### Gilead's Foster City Campus



### Annual Gross Regional Product in the San Francisco Bay Area from the Gilead Headquarters Campus

(2021 dollars in billions)



### During the Master Plan Expansion:



**+1,375**  
jobs supported  
across the Bay Area



**+\$5.5 billion**  
in gross regional  
product since 2015

As of 2020, Gilead is the 18th largest private sector employer in the Bay Area\*



**\$349 million**

in total spending nationally with small, diverse, and black-owned businesses in 2021



**\$75 million**

donated to 100+ nonprofit organizations in the Bay Area from 2018-2021, making Gilead the 8th largest\* corporate philanthropist in the region



**Awards**

America's Most Responsible Companies (Newsweek, 2022)

The Best Employers for Diversity (Forbes, 2021)

2021 Facility of the Year Award (ISPE, 2021)

**99.98:100**

salary ratio for women-to-men as of 2021

**100%**

purchased carbon free renewable electricity in 2021